

If utilizing Safari, it must be V.11, or higher. iOS devices must also use Safari V.11, or higher. For Android, Chrome is required.

## GETTING STARTED FOR PATIENTS

When accessing a waiting room, type in full name of the waiting room (including name of provider). Do not copy and paste.

# How to check in for your video visit

### 1 Use a computer or device with camera/microphone



PC and Mac  
Chrome | Firefox | Safari

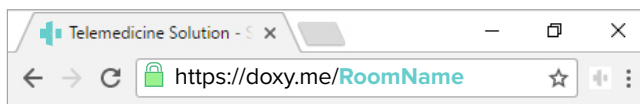


Android  
Chrome

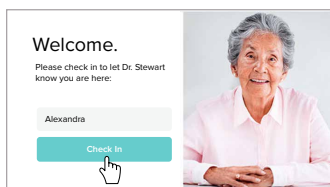


iOS  
Safari

### 2 Enter your clinician's doxy.me web address into the browser

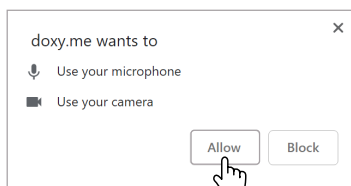
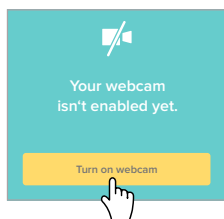


### 3 Type in your name and click check in



- ✓ Secure
- ✓ No software to download
- ✓ HIPAA compliant
- ✓ No registration needed

### 4 Allow your browser to use your webcam and microphone



### 5 Your care provider will start your visit

#### Call Tips

- Have a good internet connection
- Restart your device before the visit
- Use the [Start Test](#) button in the waiting room
- Need help? Send us a message <https://doxy.me>